

"And these are they which are sown on good ground; shall hear the word, and receive it, and bring forth fruit, some thirty fold, some sixty, and some a hundred." Mark 4:20

SOW Curriculum

P. O. Box 680

Tylertown, MS 39667



"Do not be deceived, God is not mocked; for whatever a man sows, that he will also reap. For he who sows to his flesh will of the flesh reap corruption, but he who sows to the Spirit will of the Spirit reap everlasting life. And let us not grow weary while doing good, for in due season we shall reap if we do not lose heart." Galatians 6:7-9



Student (O)f the Word

A BIBLE-BASED CURRICULUM

- ◆ The SOW Curriculum is designed for Christian families, schools and churches. It endorses a *Biblical vision* in which the goal is to know God, the method is discipleship, and the main text is the Bible.
- ◆ The SOW Curriculum is an integrated approach to study. Each subject *focuses on the Bible*- not a time line, topic, doctrine, or character trait, creating a unique relationship between all the subjects.
- ◆ The SOW Curriculum is a K - 12 curriculum designed for *multilevel instruction*. The teacher may instruct all the students at the same time; or, it can be used independently by students capable of reading the Bible. Each student is able to achieve according to His God given potential making this program excellent for special needs.
- ◆ The SOW Curriculum is a complete educational program. *All the basic subjects* such as English, phonics, history, geography, penmanship, literature, spelling, science, art, music, physical education, creative writing, language arts, reading, Bible, and more are included, except Math.
- ◆ The SOW Curriculum is an extensive Bible study from *Genesis to Revelation*. It includes scripture reading, character study, topical study, narrative outlining, map skills, word study in Hebrew or Greek, and daily life applications.
- ◆ The SOW Curriculum is a *comprehensive educational tool* for learning because it utilizes accredited Christian and secular resources.
- ◆ The SOW Curriculum is a *six year course of study*, that can be repeated another six years making it a complete K-12th curriculum.
- ◆ The SOW Curriculum is a *discipleship training manual* with instructions in stewardship and discipleship principles such as time, home, and money management; family devotions; scripture memory; prayer; Bible study methods; and how to "walk with God".
- ◆ The SOW Curriculum is an *ideal teacher and student text*.. Yearly scope and sequences; step-by-step lessons; daily, weekly, monthly, and yearly schedules; suggestions for evaluating & testing; master charts for managing the home; student samples; a recommended resource list for each subject; and more are included to help you successfully homeschool your children.
- ◆ The SOW Curriculum emphasizes *acquiring wisdom* not just knowledge from each subject by requiring every student to creatively think, research thoroughly, then communicate his conclusions in light of God's word.
- ◆ The SOW Curriculum *creates family unity*, not destroy it, by encouraging families to: study the Bible, and other subjects; manage the home; participate in co-ops, ministry, and outreaches, "together".



Benjamin, 16, David, Merle, David Jr., 18, Jonathan, 12, Abigail, 9, & Hannah Reece, 7

THE REECE'S TESTIMONY

Before our first child was born, Merle and I talked about how we were going to educate our children. We saw that God had specific goals and a method on how we were to train our sons and daughters. We believed that we could not obey this command, unless we homeschooled our children. Today, we have five children and have been homeschooling since the birth of our firstborn in 1981.

"You shall love the Lord your God with all your heart, with all your soul, and with all your might. And these words which I command you today shall be in your heart. You shall teach them diligently to your children, and shall talk of them when you sit in your house, when you walk by the way, when you lie down, and when you rise up. You shall bind them as a sign on your hand, and they shall be as frontlets between your eyes. You shall write them on the doorposts of your house and on your gates." Deuteronomy 6:5-9

Though we were convinced homeschooling was the right choice, we quickly saw how the traditions of men had trapped us into thinking the education of our children had to be a certain way. Though it was frustrating trying to teach our children at home using the same goals, methods, and resources the school systems used, we continued believing God was going to honor our heart's desire to make our children into men and women of God. Our goal was for our children to know and love the Creator and be good stewards of His creation, yet it seemed that there was never any time for spiritual training because the curriculum (Chris-

tian or Bible-based) emphasized academics. We would search and pray over the curriculums that were offered for homeschooling, but most materials were not -- suitable for teaching multilevel ages, economical for a family budget, easy to teach, Biblically focused, building creative thinkers, nor discipleship oriented. Each year we found ourselves piecing together a curriculum from the materials available. Although we used what the Lord provided, we were disappointed with the tools we had to work with.

"Trust in the Lord with all your heart, and lean not on your own understanding; in all your ways acknowledge Him, and He will direct your paths." Proverbs 3:5,6

As our two oldest children began entering into the teen years, we increasingly became frustrated with their training. We continued to thoroughly study the curriculums available and literally cried out to the Lord about our needs. "We need a curriculum that will-- unify our family, teach our children the Word of God, equip each of them according to their individual needs to serve You in today's world, interesting enough to create a desire to learn, and be affordable and easy to use."

"Now this is the confidence that we have in Him, that if we ask anything according to His will, He hears us. And if we know that He hears us, whatever we ask, we know that we have the petitions that we have asked of Him." 1 John 5:14-15

We believed the Lord was telling us to rid our minds of all the conventional ways we had been taught about education. Instead, we asked ourselves, "What would Jesus teach our children, if He were here today?" So, we searched the Scriptures and found that Jesus taught the Word of God. We decided that the Bible -- not science, history, literature, character training, English, Bible doctrine, or any other subject was to be the focal point of our children's education.

"You, through Your commandments make me wiser than mine enemies; For they are ever with me. I have more understanding than all my teachers, For Your testimonies are my meditation. I understand more than the ancients, Because I keep Your precepts." Ps 119: 98-100

God is faithful and we were confident that He was going to make sure our children would be prepared for the purpose which He had

created them for -- whether it was to be a doctor, fisherman, carpenter, judge, or craftsman. God's list of "Who's Who" was found in Hebrews 11. These were men and women who walked by faith in His word.

"But without faith it is impossible to please Him, for he who comes to God must believe that He is, and that He is a rewarder of those who diligently seek Him." Hebrews 11: 6

"... faith comes by hearing, and hearing by the word of God." Romans 10:17

Our goal was to design an educational program that would be centered on God's word .

"All scripture is given by inspiration of God, and is profitable for doctrine, for reproof, for correction, for instruction in righteousness, that the man of God may be complete, thoroughly equipped for every good work." 2 Timothy 3:16-17

We wanted the method of education to be God's way, not man's. So, we turned to the scriptures again for the answer. In John 17, Jesus is talking to the Father explaining how he has finished the task that was given Him. Jesus said, "I have glorified You on the earth, I have finished the task You have given me to do." John 17:4 What was the task? Jesus' task was to make disciples. "I have manifested Your name to the men whom you have given me out of the world." John 17:6. How was He to make disciples? "For I have given to them the words which you have given Me." John 17:8. Jesus made disciples by teaching them God's word. If Jesus glorified the Father by doing His will and we know the Father's will was to make disciples and He showed us how to do this by teaching them the Word. Then we need to teach our children to know God, our method should be discipleship, and the main text, the Bible . We knew we would glorify God and accomplish His purposes, if we taught our children to be "students of the Word."

"All authority has been given Me in heaven and on earth. Go therefore and make disciples of all nations, baptizing them in the name of the Father and of the Son and of the Holy Spirit, teaching them to observe all things that I have commanded you; and lo, I am with you always, even to the end of the age." Matthew 28:18-20

As a result of being obedient to God's com-

mand to disciple our children and making that step of faith to use the Bible as the main text for all of our basic studies, we had God's promise in **Psalm 19:**

vs 7a "The law of the Lord is perfect converting the soul." (The Lord tells us that His word is perfect without flaw or error and able to change our sons and daughters into men and women of God.)

vs 7b "The testimony of the Lord is sure, making wise the simple." (The Lord tells us that His word is truth, and it will make our children wise.)

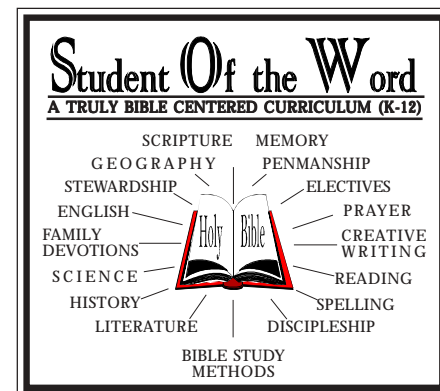
vs 8a "The statutes of the Lord are right, rejoicing the heart." (The Lord tells us that His way is right, and it will bring our children joy in life.)

vs 8b "The commandment of the Lord is pure, enlightening the eyes." (The Lord tells us that His word will enlighten our children's minds, so they'll be able to discern between good and evil.)

vs 9a "The fear of the Lord is clean, enduring forever." (The Lord tells us that other knowledge will pass away, but His word will not.)

vs 9b "The judgments of the Lord are true and righteous altogether." (The Lord tells us that He alone can see things justly and give our children a clear, precise perception of creation.)

vs 10 "More to be desired are they than gold, yea, than much fine gold: sweeter, also, than honey and the honeycomb." (The Lord tells us that His curriculum [The Bible] is a valuable treasure to be sought after like gold.)





The Welch family

Lavon, Jessica, Rachael, 11, Nathan, 9, Jonathan, 6, & Meredith, 3.

The Welch's, a fifth year SOW family, explained that "the pressure of learning the 'academics' usually crowded out Bible, prayer, and any discipleship; but, the SOW Curriculum has given our family the opportunity to study the Bible while doing the 'academics'.

Jessica said, "It's like we're going through Bible Seminary. For example, Nathan was reading a book about birds. When asked what he learned he said, 'A lot, but there are some evolution ideas in here.' I was shocked that at that young age he had discerned evolution verses creation principles. I believe it is because we're learning science principles as we study the Bible. The literature selections have made us cry each time, as we read about men and women who have given up their lives for their enemies. All the subjects are biblically based, so they are not just learning knowledge, but wisdom."

Rachael wrote a paper on the moral issue of abortion for a creative writing assignment in SOW. She said that when she has an important choice to make in life that she's going to ask God first. "Some choices are hard to make, but I'm going to trust Him to give me the strength to do the right thing," she said.

Nathan, with his family, acted out the story of Elijah. Using a painted cardboard box as the altar, he pretended to dig a trench, throw water, and then place a paper fire around it. He learned, like Elijah, that he must trust God and do his task well.

Jonathan acted out the story of Jonah with toy figures and said, that he was like Jonah,

because he obeyed his parents and did his chores everyday.

Meredith was an orphan in a Thanksgiving play (a take off of the Christmas Carol, which her siblings had written, produced, and directed as a SOW creative writing assignment). She saw Stooze (not Scrooge) turn from being selfish and mean to say he was sorry.

During a SOW Family Retreat, Lavon testified that the SOW Curriculum had unified his family because of the family's increased focus on the Word of God. Jessica summarized, "Our success in homeschooling lies in the fact that we are in the Word of God continuously.

CREATIVE WRITING LESSON :

"Letter From Prison"

INSTRUCTIONS:

Read and Discuss: Matthew 5: 10-12.

Activity: Write a descriptive letter about life as a prisoner "for righteousness sake".

1. Greeting : Write Dear (fictional friend), comma.
2. Body: Write a fictional letter.
First Paragraph : Explain why you are in prison.
Second paragraph : Describe the prison conditions, prison life, and your physical, mental, and spiritual health as a prisoner.
Third paragraph : Share what God is teaching you about Himself, yourself, and others.
3. Conclusion : Scripture verse and reference that has helped you through this trial.
4. Closing : Write closing statement, comma, and your name.

Extra : Read Prison Letters from Corrie Ten Boone

Dear Benjamin,
I've been in prison now for two years. The cell is 9'x10'. It is dark , dirty , and cold. There are ten of us in this cell. Sometimes I have to go a week without food. I have little time to go outside and most of us are sick. But God has been providing. I believe that God meant everything for my good.
Love, David
PS "Blessed are those who are persecuted for righteousness sake for theirs is the kingdom of heaven." Matthew 5 :10
Letter written by David Reece at age 13 as a creative writing lesson SOW Year I.

LITERATURE LESSON:

Poetry

INSTRUCTIONS: Refer to Scope & Sequence : Literature for this week's selected poetry. Read the selected poetry, then complete the following lesson.

POETRY

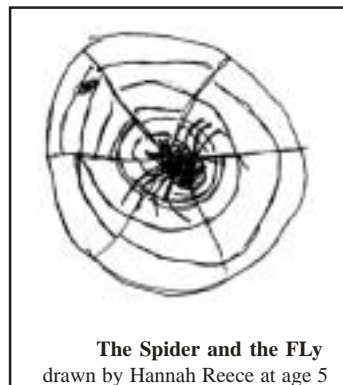
1. Write the title of the poem and the author's name on the first two lines.
2. Copy the first stanza of the poem. (Skip a line between each line of the stanza.)
3. At the end of each poetry line, locate and underline any words that rhyme.
(Note: not every poem rhymes.)
4. Count the syllables in each word on a line. Write the number of syllables next to the line. This is called the rhythm of the poem.
(Note: not every poem has a rhythm.)

VOCABULARY :

1. Is there an important word in the poem? Locate this word in the dictionary.
2. Write the word, phonetic spelling, and definition.

COMPREHENSION :

1. Write in a complete sentence : What do you think is the lesson to be learned or topic of this poem? Explain why, then support with a quote from the poem.
2. Write two or three sentences explaining what the author is saying about this topic.
Locate and write any words or lines from the poem that support your views.
3. Use your concordance to find a scripture that summarizes : What does God think about this topic? Write the scripture and reference as your concluding sentence.



The Spider and the Fly
drawn by Hannah Reece at age 5

The Spider and the Fly written by Mary Howitt

First Stanza:

"Will you walk into my parlor?" said the spider to the fly. 15
Tis the prettiest little parlor that ever you did spy: 14
The way into my parlor is up a winding stairs, 13
And I have many curious things to show when you are there. 15
"Oh no, no" said the little fly, "to ask me is in vain; 14
For who goes up your winding stair can ne're go down again." 13

parlor - (pa ' ler) a room used primarily for conversation or the reception of guests.

Flattering Words

The spider boasted about his parlor and flattered the fly. He said the fly was very pretty, handsome, and witty, and wise. "You have a silver wing, your robes are green and purple, and there's a crest upon your head." The fly eventually believed the spider only to learn that his motives were evil.

The lesson of this poem is not to listen to flattering words.

"Let me now be partial to no one; Nor flatter any man." Job 32:21

written by Benjamin Reece at age 11



Jonathan, Joel, Joseph, Laura, and Jeremy

"We are really delighted with the SOW Curriculum. It is the sort of curriculum that we have looked for over several years. I love how it brings my husband into a more prominent role in our home school. He now has much more input into what the children are learning than he ever did before."

Robert and Jayne Withall
Australia SOW Representatives



"Why should Christians homeschool?"
by David Reece, Sr.

Since we began homeschooling our children, we have had the opportunity to fellowship with hundreds of homeschoolers. We have observed there are two main forces motivating parents to homeschool. The two forces could be characterized by the terms reactionary and visionary.

The reactionary motive characterizes a family who is reacting against something negative which their child could be exposed to outside the home. This could be the violence, drugs, and immorality prevalent in schools today, the poor quality of education, the high cost of private school, or some other major concern. Many times it is a combination of these concerns. Whatever the cause, the result is the same--a strong conviction not to expose their child or family to negative influences.

The visionary motive is characterized by a family which is moving with a purpose. They sense a divine call from God to raise a godly heritage--one that is built on a foundation which cannot be moved, the word of God. Education is not a burden forced on them, but a stewardship entrusted to them by God.

God is calling every homeschooling family to be not only reactionary, but visionary as they educate their children. It is true, that God uses reactionary situations to get our attention. However, once we see the problem, we also need to see the solution. God is not merely calling us away from something; He is calling us to something. God is more concerned that we see His purpose.

Our calling as Christians is to know God and glorify Him. He has already provided the method

to accomplish this purpose. Jesus' last words before He ascended into heaven were "to make disciples". As Christian homeschoolers, we need to be obedient to the great commission and "make disciples" of our children.

"All authority has been given to Me in heaven and on earth. Go therefore and make disciples of all the nations, baptizing them in the name of the Father and of the Son and of the Holy Spirit, teaching them to observe all things that I have commanded you; and lo, I am with you always, even to the end of the age." Matthew 28:18-20

Jesus Christ is the master of all teachers. We, too, should teach our children "to observe all things that he has commanded". His commandments are found in the Word--the Bible. If we determine in our hearts to seek God's purpose and method for homeschooling our children, then we can be assured His desire is for them to be "Students Of the Word."

"I am the vine, you are the branches. He who abides in Me and I in him, bears much fruit; for without Me you can do nothing ... if you abide in Me, and My words abide in you, will ask what you desire, and it shall be done for you. By this is My Father glorified, that you bear much fruit; so you will be my disciples." John 15: 5,7-8

The SOW Curriculum is a practical tool that helps the visionary homeschooler reach the goal of raising a godly heritage unto the Lord. As we set out to develop a Bible centered curriculum that would disciple our children according to the Word of God, we knew there would be a cost involved with that decision. In the New Testament, there was a cost when people chose to follow Christ. Many times it meant giving up worldly things in order to pursue God's Kingdom.

"And everyone who has left houses or brothers or sisters or father or mother or wife or children or lands, for My name's sake, shall receive a hundred-fold, and inherit eternal life." Matthew 19:29

When you made the decision to homeschool, you stepped out in faith and endured a very real and tangible cost of faith. By using a Bible-centered curriculum, you have chosen to put studying God's word above every other subject. This does not mean that the other subjects are discarded. However, it does mean that your first objective is to raise godly children in this world, not the greatest rocket scientist.

"By faith Moses, when he became of age, refused to be called the son of Pharaoh's daughter, choosing rather to suffer affliction with the people of God than to enjoy the passing pleasures of sin, esteeming the reproach of Christ greater riches than the treasures in Egypt; for he looked to the reward." Hebrews 11:24-26

In conclusion, we believe that God raises men up for His service. As Christians, our purpose is to glorify and serve God, not ourselves. As we commit our homes to the Lord and continue to sow God's word into our children, we are confident God will give each of us wisdom and reward us with peace and unity in our homes.

"Seek ye first the kingdom of God and all these things shall be added." Matthew 6:34



Ali, 15, Austin, 12, Jessica, 8 & Jake, 8
Sherry & Bobby Arnold

"We are in our 10th year of homeschooling and for six years we have been blessed by the SOW Curriculum. It is a manual on how to have a godly home and a great tool for Dad to use to be the spiritual leader of his home. It builds unity and a love for God and His Word as the family inductively studies the Bible from Genesis through Revelation. It's wonderful to see how all the academic subjects relate to God and His Word. We read about great heroes of the faith, and learn about "His Story". There are powerful creative writing assignments relating the Old Testament to the New Testament. Mom and Dad learn as much or more than the children as we all become Students of the Word. "The grass withers and the flowers fade"- or you could say, 'Science withers and History fades, but the Word of God abides forever!' The help and support we have received from the SOW is not only priceless, but eternal."

Family Bible Study vs Peer Group Ministry:

Many families are finding out that studying the Bible with other families each week is a lot of fun. Unlike Sunday school, Bible study groups, youth groups, etc., the family Bible study unifies the family, strengthens the family head, and provides a safe environment for spiritual growth for all ages from the toddler to the teenager, the single person to senior citizen.

Every week, each family will share their conclusions from that week's Bible study such as a narrative outline, topical study, memory verse, character study, word study, or personal insights. This is done in many creative ways using felt boards, puppets, skits, readings, marker boards, 3-D projects, time lines, songs, etc.

Each family takes a turn hosting the family Bible study- bringing the snacks or dessert, leading in prayer, song, etc.

We had just finished studying I Corinthians; so, each of our five children took a particular topic from that book, such as law verses grace; the veil; the natural, carnal, & spiritual man; spiritual gifts; and the church. They each taught these controversial subjects by using the marker board to explain the different kinds of men, hook questions concerning offenses, illustrations of how the church was like the human body, demonstration of when should a woman wear the veil, and an explanation of spiritual gifts.

The family Bible study is one of the suggestions for family activities mentioned in the SOW Curriculum.

Family Bible Study



BIBLE STUDY METHOD LESSON:

Character Study

RESOURCES:

Bible
Bible Dictionary & Concordance

INSTRUCTIONS:

1. Refer to the character section of the scope and sequence : language arts for this week's main character.
2. Using the marker board, write the main character's name on the top.
3. Refer to this week's scripture readings and the Bible dictionary to answer these questions:
 - a. Who was he? Define his name, describe him, and name his important family members.
 - b. Where was he born?
 - c. When was he born?
 - d. What was his occupation?
 - e. What ungodly character trait did he have? Explain why you think so?
 - f. What godly character trait did he have? Explain why you think so?
 - g. Explain why he did or did not glorify God.
4. Using the marker board, draw a picture of what this character might look like and what he would be doing: setting, dress style, facial expression, physical features, etc. .
5. Locate the topic in the Bible Concordance and find a scripture reference that says something important about the character you're studying.
6. Using the marker board, write the scripture verse and its reference.



The Campbell family
Eric, Patti, Callie, 6, Andrew, 5, Grace, 3, Timothy, 1, & Sarah, 1 wk.

The Campbell's are now using SOW Year III. The SOW Curriculum has been a great tool for studying the Bible with young children. Our first year, when we studied Genesis 3, the topical study drew us into meaningful discussions on real life issues such as temptation. After learning about the character of Satan, we understood why it was so hard to make decisions. The children learned that the choices they made every day, good or bad, made a difference in the kingdom of God. The elective lesson for Genesis 3 provided a good object lesson for overcoming temptation. After making armors and weapons according to Ephesians 6:10-21, the children were to fight evil such as laziness, disobedience, etc. with the truth of scripture written on the sword. Good always overcame evil in these battles."



"Sin is laying at your door..."
drawn by Abigail Reece at age 7

SCIENCE LESSON :

Skin / Touch

RESOURCES:

Bible
Life Science Text

INSTRUCTIONS:

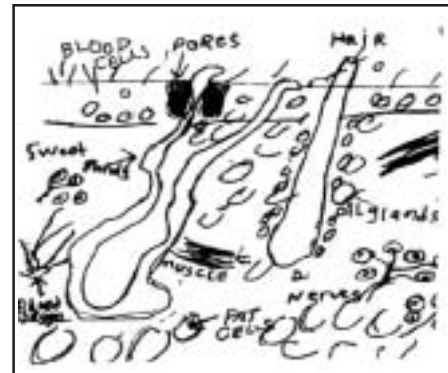
Read : Life Science or Biology on the skin, and the human sense of touch.

Discuss: Why is touch an important sense?

Isaiah 6: 6,7, I Corinthians 7:1,
Matthew 9:21

Activity:

1. Diagram: Draw a diagram of the skin. (1 inch scale)
2. Report: Write a report stating the skin's function in the human body and how it works.
3. Illustration: Draw pictures of the ways we should care for our skin (bath, dress, etc.).
4. Discussion: Discuss what happens if we don't care for our skin (sunburn, skin cancer, infections, etc.)
5. Survey: Take a survey of each family in your neighborhood by identifying type of hair and skin color of each family member. Note the differences and similarities. How many in each family have the same characteristics? What does this tell you about the awesome design of God's creation?
6. Experiment: Place different objects on a table labeling each object a number. Blindfold a student and let him identify the types of touch for each object . Next, have the blindfolded student identify each object. Calculate right and wrong answers and discuss why.
7. Field Trip: Visit a dermatologist or hair salon.



The Skin
drawn by Jonathan Reece at age 9

What about Family Devotions?

Imagine five children sitting around the family den. Each with a Bible and a notebook full of papers, eagerly awaiting their turn for Dad to look at their finished school work. (Lessons taken from Year III of SOW.)

Hannah (5) shows him her consonants and numbers she has been working on and her colorful picture of Queen Esther, the main character for this week's character study. Her daily time management (TM) is full of stars letting Dad know she obeyed Mom.

Then Abigail (7) reads a page from her reading book and excitedly shares her TM sheet filled with checks and inscribed at the bottom, a love note from Mom. She tells the story of Esther, Haman, and Mordecai as she points to each picture she has drawn for this week's narrative outline.

Jonathan (10) grins while Dad praises him for he knows each check on the TM sheet means a prize at the end of the week. He explains how he particularly liked reading the Bible lesson that week because Haman, who hated Mordecai, had to escort Mordecai, around the city like royalty.

Benjamin (14) patiently waits his turn and then reads one of the lessons, relating to the Bible, such as a history report of the Babylonian Empire. Dad will ask a few questions and then follow up with a few observations, confirming and correcting Benjamin's work. He, too, has a TM sheet which Dad glances over. This report lets him know whether Benjamin has been faithful to do his task and his attitude has been right.

David Jr. (16), shares a specific lesson of his choice, such as the creative writing lesson that week on the "Feast of Purim".

Dad wraps up the session with some key questions which lead to family discussions and life applications for today. If any of the children were not found faithful, Dad will escort each one separately into the back room for a firm word and discipline-- leading them to repentance and a need to trust God.

Before he leaves for work, a blessing is prayed over each member of the family. Because of this daily ritual, we all notice a definite change in attitude and faithfulness in our tasks during the day.

A Frequently Asked Question

How much time is required in daily preparation for teaching a child?

When asked this question, we always respond with, "It depends on the curriculum you have chosen to use, how well have you prepared before school begins, what are your expectations, how organized is your household, are your children teachable, is your husband supportive, and what are your goals for education?"

If you're looking for a program that would require the least amount of time for preparation and teaching and their goals for education are the same as yours, then the public or private schools would be the number one choice for obvious reasons.

Another choice that requires little preparation and teaching time for the parent is the use of videos. There exists some problems, if videos are used as the main source of education and not just to enhance the learning experience. The video is limited in its power to educate properly; because it addresses a prearranged specific scope & sequence for each subject, it is unable to answer the student's personal questions, it is unable to explore individual ideas, nor does it have access to the God given capabilities of each student. All these aspects are needed to make education a true learning experience.

A textbook style curriculum could be another choice. Textbooks are pretty much self explanatory, so that the student can learn on his own most of the time, if the student books are explanatory. All that is required is a small amount of reading from the text, answering the calculated questions by using the limited resource of the text, and a weekly quiz to see how much of the text has been retained for that week. Teaching time is usually only done when the text is not explanatory. Of course, this method becomes very costly and time consuming, if your family consists of more than one of a different age. Also, most children don't retain much, learning is boring, and the subjects never relate to one another.

The unit approach (each subject is learned by focusing on a specific topic), is the most time consuming, depending on how much information is given. We consider it the most interesting way to learn, because it requires lots of hands on activities with the entire family usually centered around a subject. There are weaknesses in many of these curriculums. For instance, some don't require the students to be responsible for keeping a schedule, preparing for instruction, creatively thinking, completing a lesson, nor evaluating their work. This demands that the teacher to do all the managing, preparing, teaching, thinking, creating, and evaluating for all her students— infant to adult.

There is the principle approach to learning, which appeals to some because each subject is structured around a "Biblical" principle or doctrine. These types

of curriculums are highly biased towards a specific philosophy, doctrine, or religion and very time consuming for the teacher,

We personally believe that God has already laid down a plan for educating His children. We believe the focus of a Christian family's education should be to know God through His Son, Jesus Christ. The method should be discipleship as set forth in Matthew 28:19-22, and the main text should be the Bible. Allowing the Word of God to be the focus of our learning in every subject creates a unique kind of education- giving purpose, unity, peace, and results.

Satan will use a variety of obstacles to keep you from using the Bible as the main text. You may feel inadequate in your skills or fear of parents, church, or friends may tempt you to choose a more conventional curriculum. This decision should be free from that type of fear. "Fear of the Lord is the beginning of wisdom." Pleasing God should be the guiding factor in deciding what type of education our children should have.

Choosing or creating the right curriculum for educating your children will be one of the most important task you do as a homeschooling parent. Whether you create your own or using a specific curriculum, a good curriculum will have -- integrated subjects that relate to one another; daily lessons with step by step instructions for teacher and students; yearly, monthly, weekly, and daily time management charts for making good stewards; repetitious methods that concentrate on learning basic skills; use of good references that are self explanatory; a method for evaluating and testing each student; a thorough scope & sequence; Biblical goals for educating your children; and a plan for meeting those goals.

We believe the SOW Curriculum is unique. It utilizes all the approaches and tools mentioned above to make learning fun, time efficient, economically feasible, educationally sound, creatively interesting, and Biblically correct.



Students using the SOW Curriculum

in a missionary school in Cameroon, Africa.

Family Co-op proves to be effective.....

Are there so many homeschooling groups to choose from that your finding it hard to pick which ones to do, and you're on the verge of burnt out? On the other hand, is there no organization at all in your area and your family is lonely and ready to go back to school? Family co-ops might be the answer for your family.

Family co-ops are designed to meet your homeschooling needs for Christian fellowship, accountability, educational learning, and outreach to the community. It is a great substitute for clubs or classes in almost any subject: geography, history, science, art, drama, speech, literature, writing, library, hobby, field trips, PE, and community service. The important aspects are creating an environment for godly edification and growth. In order to be successful, the parents must participate and share in the responsibilities. The entire family is encouraged to be involved in the activities which should also be open to guests.

Family co-ops could meet weekly in your local library, park, or home for two - three hours. Each family member shares there project by using different mediums such as marker boards, exhibits, slides, videos, or guest speaker. This allows the student to demonstrate, recite, experiment, explain, or display what they have been learning in a particular subject. If time allows, a hands on or follow up activity can conclude the co-op.

For example, for a creative writing co-op, the younger students created paper bag puppets, then acted out the story, The Gingerbread Man. The older students created and shared a Haiku Poem on animals with personally designed covers. (More ideas for Family Co-ops are found in the SOW Curriculum.)



Family Co-op

SOW MATERIALS

SOW Teacher Edition: The teacher edition consists of two 8"x 5" three ring binders. One volume contains information necessary to successfully use the SOW Curriculum such as the author's testimony, SOW characteristics, FAQ, a general subject overview, a six year scope & sequence, student samples, home management, check out points, discipleship training, evaluating & testing, apprenticeship, and sample charts and schedules. The second volume contains specific instructions and daily lessons for each subject (K-2th), specific scope & sequence,, resource list, and home, time, and money management charts. This set also contains lessons, charts, and worksheets, that will be used for all six years, which is why this set will need to be purchased before using any of the Teacher Supplements II- VI. Teacher Supplements will be needed for years two through six.

SOW Student Edition: This edition, an 8"x 5" three ring binder, is to be used by the independent reader (student who can read the Bible and follow written instructions). This edition does include all the daily lessons in each subject for year one. It also contains lessons that will be used for all six years, which is why this edition will need to be purchased before using any of the Student Supplements Years II- VI. Student Supplements will be needed for years two through six.

SOW Teacher & Student Supplements: This edition, an 8"x 5" three ring binder, can hold the teacher & student edition supplements for years two through six. Teacher and Student Supplements are available as a set at a discounted cost or in yearly packets.

SOW Presentation (audio tape): This is a two hour presentation held in 1995 in Thibodaux, LA. Merle Reece shares how she homeschools her children using SOW. **SOW Resource CD for Windows:** 1996 SOW Seminar (5.5 hrs.), SOW Catalogue, Highlights of 1997 SOW Celebration, and more. Requires Pentium Computer; CD-Rom drive; Win 95/98.

NEW! K- 5th (Nonreader / instructional reader) reproducible worksheets are now available with each Teacher Edition order of the SOW Curriculum. Students will be able to easily draw and label their answers on to each of these worksheets. These 30 reproducible worksheets were specifically designed to be used with every subject in the SOW Curriculum. Order any SOW TE before June 2002 and receive these K-5th worksheets free.

Scope & Sequence

Bible

Year One: Genesis, Exodus, Leviticus, Numbers, & Deuteronomy

Year Two: Joshua, Judges, Ruth, Job, I & II Samuel, I & II Kings, Psalms, Proverbs, Ecclesiastes, & Song of Solomon.

Year Three: I & II Chronicles, Joel, Obadiah, Jonah, Amos, Hosea, Micah, Isaiah, Nahum, Zephaniah, Jeremiah, Habakuk, & Lamentations.

Year Four: Ezekiel, Daniel, Esther, Ezra, Nehemiah, Haggai, Zachariah, Malachi, Matthew

Year Five: Luke, Acts, Romans, I & II Thessalonians, I & II Corinthians, Galatians, Ephesians, Philippians & Colossians

Year Six: Mark, I & II Timothy, Titus, Philemon, Jude, Hebrews, James, I & II Peter, John, I, II, & III John, Revelations

Science

Year One: Creation & Earth Science (Geology, Astronomy, Meteorology, & Hydrology)

Year Two: Life Science (Botany & Agriculture)

Year Three: Life Science (Zoology & Health)

Year Four: Life Science (Human Senses & Anatomy)

Year Five: Physical Science

Year Six: Chemical Science & Economics

World History

Year One: Creation

Year Two: Ancient Civilization

Year Three: Assyrian, Babylonian, & Persian

Year Four: Greek & Roman Empire

Year Five: Medieval Ages, Renaissance, Reformation, & Enlightenment

Year Six: 1900's

Geography

Year One: World

Year Two: Middle East, Africa

Year Three: Asia & Australia

Year Four: Europe

Year Five: South America

Year Six: North America & Home State

Basic Skills

English

Noun

Pronoun

Verb

Adjective

Adverb

Preposition

Conjunction

Interjection

Subject/Verb

Subject/Verb/Predicate

Subject/Verb/Object

Writing

Expository

Persuasive

Cause & Effect

Demonstration

Compare & Contrast

Testimony

Advertisements

Letters

Poetry

Drama

Spelling

Alphabetical Order

Syllable

Diacritical Marks

Accent Marks

Word Usage

Definition

Root word

Prefix

Suffix

Word Origin

Singular / Plural forms

Verb forms

Synonym, Antonym, & Homonym

Reading

Phonetic spelling

Critical thinking & Sequencing

Oral & silent reading

Comprehension

Identifying & recall

Capitalization

Punctuation

Clauses

Phrases

Gerund

Participle

Infinitive

Appositives

Analyzing

Diagramming

Narration

Paraphrase

Speech

Newspaper

Reports

Newsletter

Resume'

Sermons

Listing

PURCHASE INFORMATION

SOW Curriculum is a K-12th, multilevel curriculum. All first time users of the SOW (regardless of your students' ages or abilities) should order the Teacher & Resource Edition I (TE & RE I), a two volume set. Order a Student Edition I (SE I) for each independent reader (student who can read the Bible and follow written instructions). Permission is given to copy student editions for your other family members. K-5th reproducible work sheets are free, when you purchase any TE I.

Exceptions: If your family has finished a specific SOW year, then order the next year. If your family has a family member that will not be able to complete all 6 volumes, then we recommend your family start with SOW IV.

Note: When ordering SOW Teacher and/or Student Supplements II-VI, the SOW Teacher Edition I, and/or a Student Edition I **must be** purchased, also.

TE and/or SE Supplement Editions II-VI are available as individual packs or get a year free, when you buy the TE and/or SE Supplement Editions II-VI as a set.

Please send payment with order form and make check payable to SOW Curriculum. No visa or phone orders. SOW materials are mailed by priority mail within 7 days of receiving the order. If returned in good condition within thirty days, there is a money back guarantee, less shipping & handling. Special financing upon request, only.

SOW MAILING ADDRESS

SOW CURRICULUM

P.O. BOX 15672

Baton Rouge, LA 70895-5672

SOW CONTACT INFORMATION

Sales Only Please: # 1-888-567-7771

Customer Support: # 1-225-275-6959

email@sowcurriculum.com

www.sowcurriculum.com

ORDER FORM

| MATERIAL | PRICE | AMT | COST |
|----------|-------|-----|------|
|----------|-------|-----|------|

| | | | |
|----------------------------|----------|--|--|
| Teacher Edition (2 Vol.) I | \$190.00 | | |
|----------------------------|----------|--|--|

| | | | |
|-------|--|--|--|
| ----- | | | |
|-------|--|--|--|

| | | | |
|-------------------|---------|--|--|
| Student Edition I | \$35.00 | | |
|-------------------|---------|--|--|

| | | | |
|-------------------------|----------|--|--|
| TE Supplement Set II-VI | \$150.00 | | |
|-------------------------|----------|--|--|

| | | | |
|-------------------------|---------|--|--|
| SE Supplement Set II-VI | \$75.00 | | |
|-------------------------|---------|--|--|

| | | | |
|------------------|---------|--|--|
| TE Supplement II | \$75.00 | | |
|------------------|---------|--|--|

| | | | |
|------------------|---------|--|--|
| SE Supplement II | \$35.00 | | |
|------------------|---------|--|--|

| | | | |
|-------------------------------|--|--|--|
| TE Supplements @ \$25.00 each | | | |
|-------------------------------|--|--|--|

| | | | |
|---------------------------|--|--|--|
| (Circle : III, IV, V, VI) | | | |
|---------------------------|--|--|--|

| | | | |
|-------------------------------|--|--|--|
| SE Supplements @ \$15.00 each | | | |
|-------------------------------|--|--|--|

| | | | |
|---------------------------|--|--|--|
| (Circle : III, IV, V, VI) | | | |
|---------------------------|--|--|--|

| | | | |
|------------------------------|--|--|--|
| SOW CD for Win95/98 \$35.00* | | | |
|------------------------------|--|--|--|

| | | | |
|------------------------------------|--|--|--|
| (free w/ purchase of TE I-VI set*) | | | |
|------------------------------------|--|--|--|

| | | | |
|-------------------------|--|--|--|
| SOW Audio Tape \$2.50** | | | |
|-------------------------|--|--|--|

| | | | |
|------------------------------|--|--|--|
| (free w/ purchase of TE I)** | | | |
|------------------------------|--|--|--|

| | | | |
|-----------------|--|--|--|
| Subtotal | | | |
|-----------------|--|--|--|

| | | | |
|-------------------|--|--|--|
| Special Financing | | | |
|-------------------|--|--|--|

| | | | |
|---|--|--|--|
| USA Shipping & Handling 10% of subtotal | | | |
|---|--|--|--|

| | | | |
|---|--|--|--|
| Foreign Shipping & Handling 20% of subtotal | | | |
|---|--|--|--|

| | | | |
|--|--|--|--|
| MS. Residence Sales Tax add 7% of subtotal | | | |
|--|--|--|--|

| | | | |
|--------------|--|--|--|
| Total | | | |
|--------------|--|--|--|

| | | | |
|-----------------------------|--|--|--|
| SEND INFORMATION FOR | | | |
|-----------------------------|--|--|--|

| | | | |
|--------------------------|--|--|--|
| _____ SOW Representative | | | |
|--------------------------|--|--|--|

| | | | |
|-----------------------------|--|--|--|
| _____ Hosting a SOW Seminar | | | |
|-----------------------------|--|--|--|

| | | | |
|-------------------|--|--|--|
| _____ Family Camp | | | |
|-------------------|--|--|--|

| | | | |
|----------------------|--|--|--|
| _____ SOW Conference | | | |
|----------------------|--|--|--|

| | | | |
|-----------------------------------|--|--|--|
| CUSTOMER'S MAILING ADDRESS | | | |
|-----------------------------------|--|--|--|

| | | | |
|-------------|--|--|--|
| Name | | | |
|-------------|--|--|--|

| | | | |
|----------------|--|--|--|
| Address | | | |
|----------------|--|--|--|

| | | | |
|-------------------------|--|--|--|
| City, State, Zip | | | |
|-------------------------|--|--|--|

| | | | |
|----------------|--|--|--|
| Country | | | |
|----------------|--|--|--|

| | | | |
|--------------|--|--|--|
| Phone | | | |
|--------------|--|--|--|

| | | | |
|--------------|--|--|--|
| Email | | | |
|--------------|--|--|--|

| | | | |
|---------------------------|--|--|--|
| SOW REPRESENTATIVE | | | |
|---------------------------|--|--|--|

| | | | |
|--------------|--|--|--|
| Name: | | | |
|--------------|--|--|--|

| | | | |
|---------------|--|--|--|
| Phone: | | | |
|---------------|--|--|--|

| | | | |
|---------------|--|--|--|
| Email: | | | |
|---------------|--|--|--|